

APPLICATION FOR PROFESSIONAL EMPLOYMENT

TEACHER/SUBSTITUTE TEACHER

COMPLETE ALL SECTIONS OF THIS PACKET AND SUBMIT ONLY WHEN COMPLETE
ALL CLEARANCES MUST BE CURRENT WITHIN ONE YEAR OF THE DATE OF APPLICATION

NAME: _____ DATE OF APPLICATION: _____

CERTIFICATION: _____ CONTACT/PHONE NUMBER: _____

☐ HIRED AS A FULL-TIME TEACHER AT THE BOARD MEETING ON _____

☐ HIRED AS A SUBSTITUTE ON _____

REQUIRED EMPLOYMENT FORMS

- ☐ STANDARD PA TEACHER APPLICATION FORM _____ *FULL-TIME ONLY* _____ *SUBSTITUTE*
- ☐ TEACHER CERTIFICATION
- ☐ RESUME
- ☐ ACT 24 - ARREST/CONVICTION REPORT AND CERTIFICATION FORM
- ☐ ACT 29 OF 1994
- ☐ ACT 32 - LOCAL EARNED INCOME TAX RESIDENCY CERTIFICATION FORM
- ☐ LOCAL SERVICE TAX EXEMPTION APPLICATION
- ☐ ACT 34 – CRIMINAL CLEARANCE <http://epatch.state.pa.us>
- ☐ ACT 114 – FBI FEDERAL CRIMINAL HISTORY RECORD www.uenroll.com
For School District employment, Use Service Code 1KG6XN
- ☐ ACT 151 - PENNSYLVANIA CHILD ABUSE HISTORY CLEARANCE www.compass.state.pa.us/CWIS
- ☐ ACT 126 – CHILD ABUSE RECOGNITION AND REPORTING TRAINING CERTIFICATE www.reportabusepa.pitt.edu
- ☐ ACT 168 – SEXUAL MISCONDUCT/ABUSE DISCLOSURE RELEASE
- ☐ USCIS FORM I-9 EMPLOYMENT ELIGIBILITY VERIFICATION (*TWO FORMS OF ID – SEE LIST*)
- ☐ PRAXIS ASSESSMENT
- ☐ TRANSCRIPTS
- ☐ 3 LETTERS OF RECOMMENDATION
- ☐ SCHOOL PERSONNEL HEALTH RECORD (*MAY BE COMPLETED BY YOUR PHYSICIAN OR OCCUPATIONAL MEDICINE*)
- ☐ TUBERCULIN TEST
- ☐ W-4 WITHHOLDING FORM
- ☐ WORKERS' COMPENSATION EMPLOYEE NOTIFICATION
- ☐ EMPLOYEE AGREEMENT (*PERMANENT EMPLOYEES ONLY*)
- ☐ EMPLOYEE DRUG SCREENING (*PERMANENT EMPLOYEES ONLY*)

Approved at School Board Meeting: _____

CLEARANCES FOR ALL NEW EMPLOYEES MUST BE CURRENT WITHIN ONE YEAR OF THE DATE OF APPLICATION

WHEN APPLYING FOR YOUR CLEARANCES,

- IT IS SUGGESTED THAT YOU APPLY ON-LINE FOR EACH OF THE CLEARANCES. WEBSITES ARE PROVIDED BELOW.
- BE SURE TO PRINT A COPY OF EACH CLEARANCE CERTIFICATE ONCE COMPLETED (AT THE END OF YOUR ENROLLMENT)
- A COPY MUST BE PROVIDED FOR YOUR PERSONNEL FILE.
- KEEP A COPY FOR YOUR FILES
- YOUR BUILDING SECRETARY HAS A LIST OF ALL C-H EMPLOYEES SHOWING THE RENEWAL DATE, AS WELL AS INSTRUCTIONS TO ENROLL.
- IT IS YOUR RESPONSIBILITY TO RENEW CLEARANCES WHEN THEY ARE DUE. EXPIRED CLEARANCES WILL RESULT IN A BREAK IN SERVICE.
- IT IS SUGGESTED (BUT NOT REQUIRED) THAT YOU COMPLETE ACT 126 AT THE SAME TIME AS YOUR OTHER 3 CLEARANCES SO ALL RENEWAL DATES WILL BE THE SAME AND TO AVOID MISSING A RENEWAL DATE

→ PA STATE POLICE CRIMINAL RECORD CHECK (ACT 34):

[HTTPS://EPATCH.STATE.PA.US/HOME.JSP](https://epatch.state.pa.us/home.jsp)

After registering, be sure to click on the **Control #** and print the **RESPONSE FOR CRIMINAL RECORD CHECK**.
"RECORD CHECK REQUEST RESULTS" OR "INVOICE FOR CRIMINAL RECORD CHECK" ARE NOT ACCEPTABLE

→ PA CHILD ABUSE HISTORY CLEARANCE (ACT 151):

[HTTPS://WWW.COMPASS.STATE.PA.US/CWIS/PUBLIC/HOME](https://www.compass.state.pa.us/cwis/public/home)

PRINT RESPONSE AND KEEP A COPY FOR YOUR RECORDS AS WELL

→ FEDERAL BUREAU OF INVESTIGATION (ACT 114) FINGERPRINT CLEARANCE:

YOU MUST PREREGISTER FOR AN APPOINTMENT AT

[HTTPS://UENROLL.IDENTOGO.COM/](https://uenroll.identogo.com/)

SERVICE CODE FOR SCHOOL DISTRICT EMPLOYMENT: 1KG6XN

SERVICE CODE FOR VOLUNTEER PURPOSES ONLY: 1KG6ZJ

WHEN YOU HAVE RESULTS OF ALL THREE CLEARANCES (AND TB RESULTS, IF REQUIRED), SUBMIT THEM TO YOUR BUILDING SECRETARY OR TO CENTRAL OFFICE TO BE RECORDED FOR RENEWAL DATE AND PLACED IN YOUR PERSONNEL FILE.

→ WEBSITE FOR ACT 126 – RECOGNIZING AND REPORTING CHILD ABUSE

[WWW.REPORTABUSEPA.PITT.EDU](http://www.reportabusepa.pitt.edu)

PROVIDE A COPY OF THE CERTIFICATE FOR YOUR PERSONNEL FILE

ARREST/CONVICTION REPORT AND CERTIFICATION FORM

(under Act 24 of 2011 and Act 82 of 2012)

Section 1. Personal Information

Full Legal Name: _____

Date of Birth: ____/____/____

Other names by which you have been identified: _____

Section 2. Arrest or Conviction

- ☐ By checking this box, I state that I have NOT been arrested for or convicted of any Reportable Offense.
- ☐ By checking this box, I report that I have been arrested for or convicted of an offense or offenses enumerated under 24 P.S. §§1-111(e) or (f.1) ("Reportable Offense(s)"). See Page 3 of this Form for a list of Reportable Offenses.

Details of Arrests or Convictions

For each arrest for or conviction of any Reportable Offense, specify in the space below (or on additional attachments if necessary) the offense for which you have been arrested or convicted, the date and location of arrest and/or conviction, docket number, and the applicable court.

Section 3. Child Abuse

- ☐ By checking this box, I state that I have NOT been named as a perpetrator of a founded report of child abuse within the past five (5) years as defined by the Child Protective Services Law.
- ☐ By checking this box, I report that I have been named as a perpetrator of a founded report of child abuse within the past five (5) years as defined by the Child Protective Services Law.

Section 4. Certification

By signing this form, I certify under penalty of law that the statements made in this form are true, correct and complete. I understand that false statements herein, including, without limitation, any failure to accurately report any arrest or conviction for a Reportable Offense, shall subject me to criminal prosecution under 18 Pa.C.S. §4904, relating to unsworn falsification to authorities.

Signature

Date

INSTRUCTIONS

Pursuant to 24 P.S. §1-111(c.4) and (j), the Pennsylvania Department of Education developed this standardized form (PDE-6004) to be used by current and prospective employees of public and private schools, intermediate units, and area vocational-technical schools.

As required by subsection (c.4) and (j)(2) of 24 P.S. §1-111, this form shall be completed and submitted by all current and prospective employees of said institutions to provide written reporting of any arrest or conviction for an offense enumerated under 24 P.S. §§1-111(e) and (f.1) and to provide notification of having been named as a perpetrator of a founded report of child abuse within the past five (5) years as defined by the Child Protective Services Law.

As required by subsection (j)(4) of 24 P.S. §1-111, this form also shall be utilized by current and prospective employees to provide written notice within seventy-two (72) hours after a subsequent arrest or conviction for an offense enumerated under 24 P.S. §§1-111(e) or (f.1).

In accordance with 24 P.S. §1-111, employees completing this form are required to submit the form to the administrator or other person responsible for employment decisions in a school entity. Please contact a supervisor or the school entity administration office with any questions regarding the PDE 6004, including to whom the form should be sent.

PROVIDE ALL INFORMATION REQUIRED BY THIS FORM LEGIBLY IN INK.

LIST OF REPORTABLE OFFENSES

- **A reportable offense enumerated under 24 P.S. §1-111(e) consists of any of the following:**

- (1) An offense under one or more of the following provisions of Title 18 of the Pennsylvania Consolidated Statutes:

<ul style="list-style-type: none"> ▪ Chapter 25 (relating to criminal homicide) ▪ Section 2702 (relating to aggravated assault) ▪ Section 2709.1 (relating to stalking) ▪ Section 2901 (relating to kidnapping) ▪ Section 2902 (relating to unlawful restraint) ▪ Section 2910 (relating to luring a child into a motor vehicle or structure) ▪ Section 3121 (relating to rape) ▪ Section 3122.1 (relating to statutory sexual assault) ▪ Section 3123 (relating to involuntary deviate sexual intercourse) ▪ Section 3124.1 (relating to sexual assault) ▪ Section 3124.2 (relating to institutional sexual assault) ▪ Section 3125 (relating to aggravated indecent assault) ▪ Section 3126 (relating to indecent assault) ▪ Section 3127 (relating to indecent exposure) ▪ Section 3129 (relating to sexual intercourse with animal) ▪ Section 4302 (relating to incest) ▪ Section 4303 (relating to concealing death of child) 	<ul style="list-style-type: none"> ▪ Section 4304 (relating to endangering welfare of children) ▪ Section 4305 (relating to dealing in infant children) ▪ A felony offense under section 5902(b) (relating to prostitution and related offenses) ▪ Section 5903(c) or (d) (relating to obscene and other sexual materials and performances) ▪ Section 6301(a)(1) (relating to corruption of minors) ▪ Section 6312 (relating to sexual abuse of children) ▪ Section 6318 (relating to unlawful contact with minor) ▪ Section 6319 (relating to solicitation of minors to traffic drugs) ▪ Section 6320 (relating to sexual exploitation of children)
---	---
- (2) An offense designated as a felony under the act of April 14, 1972 (P.L. 233, No. 64), known as “The Controlled Substance, Drug, Device and Cosmetic Act.”
- (3) An offense SIMILAR IN NATURE to those crimes listed above in clauses (1) and (2) under the laws or former laws of:
 - the United States; or
 - one of its territories or possessions; or
 - another state; or
 - the District of Columbia; or
 - the Commonwealth of Puerto Rico; or
 - a foreign nation; or
 - under a former law of this Commonwealth.

- **A reportable offense enumerated under 24 P.S. §1-111(f.1) consists of any of the following:**

- (1) An offense graded as a felony offense of the first, second or third degree, other than one of the offenses enumerated under 24 P.S. §1-111(e), if less than (10) ten years has elapsed from the date of expiration of the sentence for the offense.
- (2) An offense graded as a misdemeanor of the first degree, other than one of the offenses enumerated under 24 P.S. §1-111(e), if less than (5) five years has elapsed from the date of expiration of the sentence for the offense.
- (3) An offense under 75 Pa.C.S. § 3802(a), (b), (c) or (d) (relating to driving under influence of alcohol or controlled substance) graded as a misdemeanor of the first degree under 75 Pa.C.S. § 3803 (relating to grading), if the person has been previously convicted of such an offense and less than (3) three years has elapsed from the date of expiration of the sentence for the most recent offense.



Chartiers-Houston School District

Administrative Offices
2020 West Pike Street, Houston, PA 15342
Phone: 724-746-1400 Fax: 724-746-3971

TO: All Chartiers-Houston School District Employees hired after July 1, 1994

FROM: CHSD Business Office

RE: Act 29 of 1994

In Accordance with Act 29 of 1994, the Chartiers-Houston School District must maintain a separate accounting for all employees hired after July 1, 1994 **who have not previously been employed by any school entity (Intermediate Unit, School District or Vocational Technical School) within the Commonwealth of Pennsylvania.** Please note that substituting constitutes employment for the purposes of Act 29.

Therefore, you are required to certify to us your previous employment as requested below. Please check the appropriate line.

_____ **Yes**, I have been employed by a school entity in the Commonwealth of Pennsylvania prior to July 1, 1994.

_____ **No**, I have not been employed by a school entity in the Commonwealth of Pennsylvania prior to July 1, 1994.

Name (Please Print)

Signature

Date



RESIDENCY CERTIFICATION FORM

Local Earned Income Tax Withholding

TO EMPLOYERS/TAXPAYERS:

This form is to be used by employers and taxpayers to report essential information for the collection and distribution of Local Earned Income Taxes to the local EIT collector. This form must be used by employers when a new employee is hired or when a current employee notifies employer of a name or address change. Use the Address Search Application at dced.pa.gov/Act32 to determine PSD codes, EIT rates, and tax collector contact information.

EMPLOYEE INFORMATION – RESIDENCE LOCATION

NAME (Last Name, First Name, Middle Initial)			SOCIAL SECURITY NUMBER <div style="border: 1px solid black; width: 100px; height: 20px; margin: 0;"></div>	
STREET ADDRESS (No PO Box, RD or RR)				
ADDRESS LINE 2				
CITY	STATE	ZIP CODE	DAYTIME PHONE NUMBER	
MUNICIPALITY (City, Borough or Township)				
COUNTY	RESIDENT PSD CODE <div style="border: 1px solid black; width: 100px; height: 20px; margin: 0;"></div>		TOTAL RESIDENT EIT RATE	

EMPLOYER INFORMATION – EMPLOYMENT LOCATION

EMPLOYER BUSINESS NAME (Use Federal ID Name)			EMPLOYER FEIN <div style="border: 1px solid black; width: 100px; height: 20px; margin: 0;"></div>	
STREET ADDRESS WHERE ABOVE EMPLOYEE REPORTS TO WORK (No PO Box, RD or RR)				
ADDRESS LINE 2				
CITY	STATE	ZIP CODE	PHONE NUMBER	
MUNICIPALITY (City, Borough or Township)				
COUNTY	WORK LOCATION PSD CODE <div style="border: 1px solid black; width: 100px; height: 20px; margin: 0;"></div>		WORK LOCATION NON-RESIDENT EIT RATE	

CERTIFICATION

Under penalties of perjury, I (we) declare that I (we) have examined this information, including all accompanying schedules and statements and to the best of my (our) belief, they are true, correct and complete.	
SIGNATURE OF EMPLOYEE	DATE (MM/DD/YYYY)
PHONE NUMBER	EMAIL ADDRESS

For information on obtaining the appropriate MUNICIPALITY (City, Borough, Township), PSD CODES, and EIT (Earned Income Tax) RATES, please refer to the Pennsylvania Department of Community & Economic Development website:

dced.pa.gov/Act32

LOCAL SERVICES TAX

EXEMPTION APPLICATION

File completed application with your employer

DO NOT USE THIS FORM TO REQUEST A REFUND

[Click here to download LST Refund Application](#)

Name	_____	Tax Year	_____
Address	_____	SSN	_____
City/State	_____	Phone	_____
Zip	_____		

Reason for Exemption (check all that apply)

☐ Multiple Employers *List all employers on page 2 of this form*

Provide employer information on reverse side. Attach a copy of your final pay statement from each employer.
Each statement must show:

- Name of employer
- Length of payroll period
- Amount of Local Services Tax withheld
- Total earnings

Notify employers of a change in principal place of employment within two weeks of the change

☐ Income Exemption

Annual income _____

Income exemption for Local Services Tax is \$12,000 or less from all sources of earned income and net profits, when the LST tax rate exceeds \$10 per year. Attach copy(s) of final pay statement(s) from employer(s). You may also attach a copy of your prior year W-2(s).

☐ Military (Active Duty or Disabled)

- *If you are Active-Duty military, attach copy of orders. Annual training is not eligible for exemption from LST.*
- *If you are disabled, attach a copy of your military discharge orders and a statement from the Department of Veterans' Affairs documenting your qualifying disability.*

☐ Clergy

INSTRUCTIONS FOR EMPLOYERS

1. If the employee qualifies for this exemption, do not withhold the Local Services Tax from payroll.
2. Employees earning less than \$12,000 in earned income from all sources are exempt from the municipal portion of the Local Services Tax when the tax rate exceeds \$10.
3. The school district in which your business is located may or may not levy the Local Services Tax. If it does, the income exemption may differ from the municipal exemption.
4. Contact the Tax Officer at www.KeystoneCollects.com for additional information regarding the Local Services Tax.

LOCAL SERVICES TAX

EXEMPTION APPLICATION — PAGE 2

EMPLOYMENT INFORMATION

1. List all places of employment for the applicable tax year.
2. List your **PRIMARY EMPLOYER** in column 1 (below) and any secondary employers in the other columns.
3. If you are self-employed, write SELF in the Employer Name field.

	1. Primary Employer	2.	3.
Employer Name			
Address			
Address 2			
City/State/Zip			
Municipality			
Employer Phone			
Start Date			
End Date			
Gross Earnings			

	4.	5.	6.
Employer Name			
Address			
Address 2			
City/State/Zip			
Municipality			
Employer Phone			
Start Date			
End Date			
Gross Earnings			

File completed application with your employer
DO NOT USE THIS FORM TO REQUEST A REFUND
[Click here to download LST Refund Application](#)

I declare under penalty of law that the information stated here and submitted with this form is true and correct. I understand and acknowledge that the information I provide with this application is subject to verification and audit at any time.

Signature of Applicant

Date

COMMONWEALTH OF PENNSYLVANIA
SEXUAL MISCONDUCT/ABUSE DISCLOSURE RELEASE
(Pursuant to Act 168 of 2014)

Instructions

This standardized form has been developed by the Pennsylvania Department of Education, pursuant to Act 168 of 2014, to be used by school entities and independent contractors of school entities and by applicants who would be employed by or in a school entity in a position involving direct contact with children to satisfy the Act's requirement of providing information related to abuse or sexual misconduct. As required by Act 168, in addition to fulfilling the requirements under section 111 of the School Code and the Child Protective Services Law ("CPSL"), an applicant who would be employed by or in a school entity in a position having direct contact with children, must provide the information requested in SECTION 1 of this form and complete a written authorization that consents to and authorizes the disclosure by the applicant's current and former employers of the information requested in SECTION 2 of this form. The applicant shall complete one form for the applicant's current employer(s) and one for each of the applicant's former employers that were school entities or where the applicant was employed in a position having direct contact with children (therefore, the applicant may have to complete more than one form). Upon completion by the applicant, the hiring school entity or independent contractor shall submit the form to the applicant's current and former employers to complete SECTION 2. **A school entity or independent contractor may not hire an applicant who does not provide the required information for a position involving direct contact with children.**

Relevant Definitions:

Direct Contact with Children is defined as: "the possibility of care, supervision, guidance or control of children or routine interaction with children."

Sexual Misconduct is defined as: "any act, including, but not limited to, any verbal, nonverbal, written or electronic communication or physical activity, directed toward or with a child or a student regardless of the age of the child or student that is designated to establish a romantic or sexual relationship with the child or student. Such acts include, but are not limited to: (1) sexual or romantic invitation; (2) dating or soliciting dates; (3) engaging in sexualized or romantic dialogue; (4) making sexually suggestive comments; (5) self-disclosure or physical exposure of a sexual, romantic or erotic nature; or (6) any sexual, indecent, romantic or erotic contact with the child or student."

Abuse is defined as "conduct that falls under the purview and reporting requirements of the CPSL, 23 Pa.C.S. Ch. 63, is directed toward or against a child or a student, regardless of the age of the child or student."

Please Note

A prospective employer that receives any requested information regarding an applicant may use the information for the purpose of evaluating the applicant's fitness to be hired or for continued employment and shall report the information as appropriate to the Department of Education, a state licensing agency, law enforcement agency, child protective services agency, another school entity or to a prospective employer.

If the prospective employer decides to further consider an applicant after receiving an affirmative response to any of the questions listed in SECTIONS 1 and 2 of this form, the prospective employer shall request that former employers responding affirmatively to the questions provide additional information about the matters disclosed and include any related records. The **Commonwealth of Pennsylvania Sexual Misconduct/Abuse Disclosure Information Request** can be used to request this follow-up information. Former employers shall provide the additional information and records within 60 calendar days of the prospective employer's request.

The completed form and any information or records received shall not be considered public records for the purposes of the Act of February 14, 2008 (P.L. 6, No. 3) known as the "Right to Know Law."

The Department of Education shall have jurisdiction to determine willful violations of Act 168 and may, following a hearing, assess a civil penalty not to exceed \$10,000. School entities shall be barred from entering into a contract with an independent contractor who is found to have willfully violated the provisions of Act 168.

**COMMONWEALTH OF PENNSYLVANIA
SEXUAL MISCONDUCT/ABUSE DISCLOSURE RELEASE
(under Act 168 of 2014)**

(Hiring school entity or independent contractor submits this form to ALL current employer(s) and to former employer(s) that were school entities and/or where the applicant had direct contact with children)

To:	Name of Current or Former Employer:	<input type="checkbox"/> No applicable employment
	Street Address:	
	City, State, Zip:	
	Telephone Number:	Fax Number: Email:
	Contact Person:	Title:

The named applicant is under consideration for a position with our entity. The Pennsylvania General Assembly has determined that additional safeguards are necessary in the hiring of school employees to ensure the safety of the Commonwealth's students. The individual whose name appears below has reported previous employment with your entity. We request you provide the information requested in SECTION 2 of this form within **20 calendar days** as required by Act 168 of 2014.

SECTION 1: APPLICANT CERTIFICATION AND RELEASE (TO BE COMPLETED BY THE APPLICANT EVEN IF THE APPLICANT HAS NO CURRENT OR PRIOR EMPLOYMENT TO DISCLOSE)

Applicant's Name (First, Middle, Last):	
Any former names by which the Applicant has been identified:	
DOB:	
Last 4 digits of Applicant's Social Security Number:	PPID (if applicable):
Approximate dates of employment with the entity listed above:	
Position(s) held with the entity:	

Pursuant to Act 168, an employer, school entity, administrator, and/or independent contractor that provides information or records about a current or former employee or applicant shall be immune from criminal liability under the CPSL, the Educator Discipline Act, and from civil liability for the disclosure of the information, unless the information or records provided were knowingly false. Such immunity shall be in addition to and not in limitation of any other immunity provided by law or any absolute or conditional privileges applicable to such disclosure by the virtue of the circumstances of the applicant's consent thereto. Under Act 168, the willful failure to respond to or provide the information and records as requested may result in civil penalties and/or professional discipline, where applicable.

Have you (Applicant) ever:

- Yes ☐ No ☐ Been the subject of an abuse or sexual misconduct investigation by any employer, state licensing agency, law enforcement agency or child protective services agency (unless the investigation resulted in a finding that the allegations were false)?
- Yes ☐ No ☐ Been disciplined, discharged, non-renewed, asked to resign from employment, resigned from or otherwise separated from employment while allegations of abuse or sexual misconduct were pending or under investigation or due to adjudication or findings of abuse or sexual misconduct?
- Yes ☐ No ☐ Had a license, professional license or certificate suspended, surrendered or revoked while allegations of abuse or sexual misconduct were pending or under investigation or due to an adjudication or findings of abuse or sexual misconduct?

By signing this form, I certify under penalty of law that the statements made in this form are correct, complete, and true to the best of my knowledge. I understand that false statements herein, including, without limitation, any willful failure to disclose the information required, shall subject me to criminal prosecution under 18 Pa.C.S. § 4904 (relating to unsworn falsification to authorities) and to discipline up to, and including, termination or denial of employment, and may subject me to civil penalties and disciplinary action under the Educator Discipline Act. I also hereby authorize the above-named employer to release to the entity listed on page 3, the information requested in SECTION 2 of this form and any related records. I hereby release, waive, and discharge the above-named employer from any and all liability of any kind that may arise from such disclosure or release of records. I understand that third party vendors may be used to process this Act 168 pre-employment history review.

Signature of Applicant

Date

SECTION 2: CURRENT/FORMER EMPLOYER VERIFICATION (TO BE COMPLETED BY THE APPLICANT'S CURRENT EMPLOYER(S) AND ALL FORMER EMPLOYERS THAT WERE SCHOOL ENTITIES AND/OR WHERE THE APPLICANT HAD DIRECT CONTACT WITH CHILDREN)

Dates of employment of Applicant: _____ Contact telephone #: _____

To the best of your knowledge, has Applicant ever:

- Yes ☐ No ☐ Been the subject of an abuse or sexual misconduct investigation by any employer, state licensing agency, law enforcement agency or child protective services agency (unless the investigation resulted in a finding that the allegations were false)?
- Yes ☐ No ☐ Been disciplined, discharged, non-renewed, asked to resign from employment, resigned from or otherwise separated from employment while allegations of abuse or sexual misconduct were pending or under investigation or due to adjudication or findings of abuse or sexual misconduct?
- Yes ☐ No ☐ Had a license, professional license or certificate suspended, surrendered or revoked while allegations of abuse or sexual misconduct were pending or under investigation or due to an adjudication or findings of abuse or sexual misconduct?
- ☐ No records or other evidence currently exists regarding the above questions. I have no knowledge of information pertaining to the applicant that would disqualify the applicant from employment.

Former Employer Representative Signature and Title

Date

Return all completed information to:

School Entity/Independent Contractor:	
Address:	Phone:
City: State: Zip:	Fax: Email:
Contact Person:	Title:

Date Form Received: _____

Received by: _____



Employment Eligibility Verification
Department of Homeland Security
U.S. Citizenship and Immigration Services

USCIS
Form I-9
OMB No. 1615-0047
Expires 10/31/2022

► **START HERE:** Read instructions carefully before completing this form. The instructions must be available, either in paper or electronically, during completion of this form. Employers are liable for errors in the completion of this form.

ANTI-DISCRIMINATION NOTICE: It is illegal to discriminate against work-authorized individuals. Employers **CANNOT** specify which document(s) an employee may present to establish employment authorization and identity. The refusal to hire or continue to employ an individual because the documentation presented has a future expiration date may also constitute illegal discrimination.

Section 1. Employee Information and Attestation *(Employees must complete and sign Section 1 of Form I-9 no later than the first day of employment, but not before accepting a job offer.)*

Last Name (Family Name)		First Name (Given Name)		Middle Initial	Other Last Names Used (if any)	
Address (Street Number and Name)		Apt. Number	City or Town		State	ZIP Code
Date of Birth (mm/dd/yyyy)	U.S. Social Security Number [][][] - [][] - [][][][]		Employee's E-mail Address		Employee's Telephone Number	

I am aware that federal law provides for imprisonment and/or fines for false statements or use of false documents in connection with the completion of this form.

I attest, under penalty of perjury, that I am (check one of the following boxes):

<input type="checkbox"/> 1. A citizen of the United States	
<input type="checkbox"/> 2. A noncitizen national of the United States <i>(See instructions)</i>	
<input type="checkbox"/> 3. A lawful permanent resident (Alien Registration Number/USCIS Number): _____	
<input type="checkbox"/> 4. An alien authorized to work until (expiration date, if applicable, mm/dd/yyyy): _____ Some aliens may write "N/A" in the expiration date field. <i>(See instructions)</i>	
<i>Aliens authorized to work must provide only one of the following document numbers to complete Form I-9: An Alien Registration Number/USCIS Number OR Form I-94 Admission Number OR Foreign Passport Number.</i>	
1. Alien Registration Number/USCIS Number: _____ OR 2. Form I-94 Admission Number: _____ OR 3. Foreign Passport Number: _____ Country of Issuance: _____	
QR Code - Section 1 Do Not Write In This Space	

Signature of Employee	Today's Date (mm/dd/yyyy)
-----------------------	---------------------------

Preparer and/or Translator Certification (check one):

☐ I did not use a preparer or translator. ☐ A preparer(s) and/or translator(s) assisted the employee in completing Section 1.
(Fields below must be completed and signed when preparers and/or translators assist an employee in completing Section 1.)

I attest, under penalty of perjury, that I have assisted in the completion of Section 1 of this form and that to the best of my knowledge the information is true and correct.

Signature of Preparer or Translator		Today's Date (mm/dd/yyyy)	
Last Name (Family Name)		First Name (Given Name)	
Address (Street Number and Name)		City or Town	State ZIP Code



Employer Completes Next Page





Employment Eligibility Verification
Department of Homeland Security
U.S. Citizenship and Immigration Services

USCIS
Form I-9
OMB No. 1615-0047
Expires 10/31/2022

Section 2. Employer or Authorized Representative Review and Verification

(Employers or their authorized representative must complete and sign Section 2 within 3 business days of the employee's first day of employment. You must physically examine one document from List A OR a combination of one document from List B and one document from List C as listed on the "Lists of Acceptable Documents.")

Employee Info from Section 1	Last Name (Family Name)	First Name (Given Name)	M.I.	Citizenship/Immigration Status
-------------------------------------	-------------------------	-------------------------	------	--------------------------------

List A Identity and Employment Authorization	OR	List B Identity	AND	List C Employment Authorization
Document Title		Document Title		Document Title
Issuing Authority		Issuing Authority		Issuing Authority
Document Number		Document Number		Document Number
Expiration Date (if any) (mm/dd/yyyy)		Expiration Date (if any) (mm/dd/yyyy)		Expiration Date (if any) (mm/dd/yyyy)
Document Title		<div>Additional Information</div> <div>QR Code - Sections 2 & 3 Do Not Write In This Space</div>		
Issuing Authority				
Document Number				
Expiration Date (if any) (mm/dd/yyyy)				
Document Title				
Issuing Authority				
Document Number				
Expiration Date (if any) (mm/dd/yyyy)				
Document Title				
Issuing Authority				
Document Number				
Expiration Date (if any) (mm/dd/yyyy)				

Certification: I attest, under penalty of perjury, that (1) I have examined the document(s) presented by the above-named employee, (2) the above-listed document(s) appear to be genuine and to relate to the employee named, and (3) to the best of my knowledge the employee is authorized to work in the United States.

The employee's first day of employment (mm/dd/yyyy): _____ (See instructions for exemptions)

Signature of Employer or Authorized Representative		Today's Date (mm/dd/yyyy)	Title of Employer or Authorized Representative Secretary to the Superintendent	
Last Name of Employer or Authorized Representative		First Name of Employer or Authorized Representative	Employer's Business or Organization Name savannah.ammons@ychartiers-houstc	
Employer's Business or Organization Address (Street Number and Name) 2020 West Pike Street		City or Town Houston	State PA	ZIP Code 15342

Section 3. Reverification and Rehires (To be completed and signed by employer or authorized representative.)

A. New Name (if applicable)			B. Date of Rehire (if applicable)	
Last Name (Family Name)	First Name (Given Name)	Middle Initial	Date (mm/dd/yyyy)	

C. If the employee's previous grant of employment authorization has expired, provide the information for the document or receipt that establishes continuing employment authorization in the space provided below.

Document Title	Document Number	Expiration Date (if any) (mm/dd/yyyy)
----------------	-----------------	---------------------------------------

I attest, under penalty of perjury, that to the best of my knowledge, this employee is authorized to work in the United States, and if the employee presented document(s), the document(s) I have examined appear to be genuine and to relate to the individual.

Signature of Employer or Authorized Representative	Today's Date (mm/dd/yyyy)	Name of Employer or Authorized Representative
--	---------------------------	---

LISTS OF ACCEPTABLE DOCUMENTS

All documents must be UNEXPIRED

Employees may present one selection from List A
or a combination of one selection from List B and one selection from List C.

LIST A Documents that Establish Both Identity and Employment Authorization	OR	LIST B Documents that Establish Identity	AND LIST C Documents that Establish Employment Authorization
<ol style="list-style-type: none"> 1. U.S. Passport or U.S. Passport Card 2. Permanent Resident Card or Alien Registration Receipt Card (Form I-551) 3. Foreign passport that contains a temporary I-551 stamp or temporary I-551 printed notation on a machine-readable immigrant visa 4. Employment Authorization Document that contains a photograph (Form I-766) 5. For a nonimmigrant alien authorized to work for a specific employer because of his or her status: <ol style="list-style-type: none"> a. Foreign passport; and b. Form I-94 or Form I-94A that has the following: <ol style="list-style-type: none"> (1) The same name as the passport; and (2) An endorsement of the alien's nonimmigrant status as long as that period of endorsement has not yet expired and the proposed employment is not in conflict with any restrictions or limitations identified on the form. 6. Passport from the Federated States of Micronesia (FSM) or the Republic of the Marshall Islands (RMI) with Form I-94 or Form I-94A indicating nonimmigrant admission under the Compact of Free Association Between the United States and the FSM or RMI 		<ol style="list-style-type: none"> 1. Driver's license or ID card issued by a State or outlying possession of the United States provided it contains a photograph or information such as name, date of birth, gender, height, eye color, and address 2. ID card issued by federal, state or local government agencies or entities, provided it contains a photograph or information such as name, date of birth, gender, height, eye color, and address 3. School ID card with a photograph 4. Voter's registration card 5. U.S. Military card or draft record 6. Military dependent's ID card 7. U.S. Coast Guard Merchant Mariner Card 8. Native American tribal document 9. Driver's license issued by a Canadian government authority For persons under age 18 who are unable to present a document listed above: 10. School record or report card 11. Clinic, doctor, or hospital record 12. Day-care or nursery school record 	<ol style="list-style-type: none"> 1. A Social Security Account Number card, unless the card includes one of the following restrictions: <ol style="list-style-type: none"> (1) NOT VALID FOR EMPLOYMENT (2) VALID FOR WORK ONLY WITH INS AUTHORIZATION (3) VALID FOR WORK ONLY WITH DHS AUTHORIZATION 2. Certification of report of birth issued by the Department of State (Forms DS-1350, FS-545, FS-240) 3. Original or certified copy of birth certificate issued by a State, county, municipal authority, or territory of the United States bearing an official seal 4. Native American tribal document 5. U.S. Citizen ID Card (Form I-197) 6. Identification Card for Use of Resident Citizen in the United States (Form I-179) 7. Employment authorization document issued by the Department of Homeland Security

Examples of many of these documents appear in the Handbook for Employers (M-274).

Refer to the instructions for more information about acceptable receipts.

SCHOOL PERSONNEL HEALTH RECORD

(FOR USE AFTER OFFER OF EMPLOYMENT HAS BEEN MADE)

I. INFORMATION

School Position Offered _____

Last Name	First	MI	Sex	Date of Birth
-----------	-------	----	-----	---------------

Home Phone	Cell Phone	Work Phone
------------	------------	------------

Mailing Address: Street	City	State	Zip
-------------------------	------	-------	-----

Emergency Contact

Name: _____ Relationship: _____

Address: _____

Telephone number: (Home)	(Work)	(Cell)
-----------------------------	--------	--------

II. IMMUNIZATION HISTORY (Recommended, but not mandated by law)

VACCINE Check appropriate box	Enter Month, Day, and Year Each Immunization DOSE Was Given				
Diphtheria, Tetanus with Pertussis <input type="checkbox"/> Td <input type="checkbox"/> TdaP	1	2	3	4	5
Hepatitis B	1	2	3		
Measles-Mumps-Rubella (MMR)	1	2	Rubella Serology/Date/Titer Mumps disease diagnosed by a physician: Date Measles Serology/Date/Titer		
Varicella <input type="checkbox"/> Vaccine <input type="checkbox"/> Disease <input type="checkbox"/> Serology Date: Neg/Pos	1	2			
Influenza	1	2	3		

III. TUBERCULOSIS SKIN TEST RESULTS (Testing required per Regulations of the Department of Health)

DATE GIVEN	SITE: LA / RA	GIVEN BY:	ANTIGEN NAME	MANUFACTURER / LOT # / EXP DATE	SIGNATURE
DATE READ	RESULTS in MM		READ BY SIGNATURE		

OR

IGRA TEST RESULTS

DATE COLLECTED	TEST NAME (QFT-GIT, T- SPOT, etc)	POSITIVE	NEGATIVE	INDETERMINATE	QUANTITATIVE RESULT

DATE TEST COMPLETED _____

SIGNATURE _____

Previously known/new positive reactors: _____

Chest X-ray: (Attach a copy of the report.)	Date:	Results:	Other: (Attach a copy of the report.)	Date:	Results:
--	-------	----------	--	-------	----------

Preventive Anti-Tuberculosis Chemotherapy ordered: ☐ No ☐ Yes Date: _____

IF SIGNIFICANT REACTION WAS REPORTED, THE PRIMARY CARE PROVIDER REPORT MUST STATE THAT THE APPLICANT IS CURRENTLY FREE FROM TUBERCULOSIS DISEASE.

IV. MEDICAL CONDITIONS (✓)

	Yes	No	If Yes, Explain:
Allergies	<input type="checkbox"/>	<input type="checkbox"/>	
Asthma	<input type="checkbox"/>	<input type="checkbox"/>	
Cardiac	<input type="checkbox"/>	<input type="checkbox"/>	
Chemical Dependency	<input type="checkbox"/>	<input type="checkbox"/>	
Drugs.....	<input type="checkbox"/>	<input type="checkbox"/>	
Alcohol.....	<input type="checkbox"/>	<input type="checkbox"/>	
Diabetes Mellitus	<input type="checkbox"/>	<input type="checkbox"/>	
Gastrointestinal Disorder	<input type="checkbox"/>	<input type="checkbox"/>	
Hearing Disorder.....	<input type="checkbox"/>	<input type="checkbox"/>	
Hypertension	<input type="checkbox"/>	<input type="checkbox"/>	
Neuromuscular Disorder	<input type="checkbox"/>	<input type="checkbox"/>	
Orthopedic Condition.....	<input type="checkbox"/>	<input type="checkbox"/>	
Respiratory Illness.....	<input type="checkbox"/>	<input type="checkbox"/>	
Seizure Disorder.....	<input type="checkbox"/>	<input type="checkbox"/>	
Skin Disorder	<input type="checkbox"/>	<input type="checkbox"/>	
Vision Disorder	<input type="checkbox"/>	<input type="checkbox"/>	
Other (Specify).....	<input type="checkbox"/>	<input type="checkbox"/>	

V. PHYSICAL EXAMINATION (✓)

	NORMAL	ABNORMAL	NOT EXAMINED	COMMENTS
Height (inches)				
Weight (pounds)				
Pulse				
Blood Pressure				
Hair/Scalp				
Skin				
Eyes – Visual Acuity: RL				
Eyes – Color Vision				
Ears – Hearing (dB) RL				
Nose and Throat				
Teeth and Gingiva				
Lymph Glands				
Heart – Murmur, etc...				
Lungs – Adventitious Findings				
Abdomen				
Genitourinary				
Neuromuscular System				
Extremities				

Are there any special medical problems or chronic diseases which require restriction of activity, medication which might affect his/her work role? If so, specify

Are there any special equipment or accommodations needed to enable this person to perform their duties? If so, specify

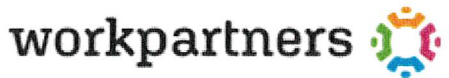
Physician Name (Print) Signature of Examiner Date

Physician Address

The statements and answers as recorded above are full, complete and true to the best of my knowledge and belief. I understand that any false or misleading statements may cause termination of my employment.

I authorize the physician or other person to disclose any knowledge or information pertaining to my health to the employing authority for whom this examination is performed.

Signature of Employee Date



WORKERS' COMPENSATION INFORMATION

To All Employees:

The workers' compensation law provides wage loss and medical benefits to employees who cannot work, or who need medical care, because of a work-related injury.

Benefits are required to be paid by your employer if self-insured, or through insurance provided by your employer. Your employer is required to post the name of the company responsible for paying workers' compensation benefits at its primary place of business and at its sites of employment in a prominent and easily accessible place. It is also required to be posted in any areas used for treatment of injured employees or for the administration of first aid.

You should report immediately any injury or work-related illness to your employer. Your benefits could be delayed or denied if you do not notify your employer immediately.

If your claim is denied by your employer, you have the right to request a hearing before a Workers' Compensation Judge.

The Bureau of Workers' Compensation cannot provide legal advice. However, you may contact the Bureau of Workers' Compensation for additional general information:

Bureau of Workers' Compensation
651 Boas Street 8th Fl
Harrisburg, Pennsylvania 16121-0750
Telephone No. within Pennsylvania: 1-800-482-2383
Telephone No. outside of this Commonwealth: 717-772-4447
TTY: 1-800-362-4228 (for hearing and speech impaired only)
www.state.pa.us, PA keyword: workers' comp

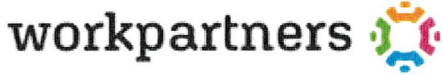
For a complete list of panel physicians, please contact your employer. Please call 1-800-633-1197 with any additional questions.

I, _____, employee of _____,
(employer)

certify that I have been provided with, read, and understood the information set forth above consistent with the requirements of the Pennsylvania Workers' Compensation Act.

Date: _____

Fax this form to Workpartners (412-454-8717) if it is being completed as a result of a work injury; then place the original in the employee file. If this form is being completed for any reason other than in conjunction with an injury please do not fax to Workpartners, only place in the employee file.



**EMPLOYEE'S ACKNOWLEDGEMENT FORM UNDER
SECTION 306(f)(1)(i) OF THE PENNSYLVANIA WORKER'S COMPENSATION ACT**

I recognize and agree that my employer has provided a list of at least six (6) designated health care providers, no more than two (2) of whom are coordinated care organizations and no fewer than three (3) of whom are physicians. Therefore, I acknowledge that I must treat with one of these health care providers for ninety (90) days from the date of my first visit. If I fail to treat with one of these designated health care providers, I understand that my employer will not be liable for the payment for services rendered during this ninety (90) day period. Subsequent treatment may be provided by any health care provider of my choice. However, I must advise my employer within five (5) days of my first visit to each and every non-designated health care provider. Failure to do so may affect whether my employer is liable for payment for services rendered prior to appropriate notice.

My employer has informed me of my rights and duties, and my signature acknowledges that I have been so informed and that I understand my rights and duties.

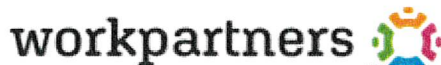
Employee's Signature _____ Date _____

Employee's Name (Print)	Employee Number
-------------------------	-----------------

Employer	Department
----------	------------

Witness' Signature Date

Fax this form to Workpartners (412-454-8717) if it is being completed as a result of a work injury; then place the original in the employee file. If this form is being completed for any reason other than in conjunction with an injury please do not fax to Workpartners, only place in the employee file.

**Chartiers-Houston School District - Houston (15342)**

YOUR WORKERS COMPENSATION CLAIMS ARE MANAGED BY WORKPARTNERS

Send Bills To: PO Box 2971, Pittsburgh, PA 15230

Fax: (412) 454-8717

To Report a Claim Call: 1-800-633-1197

WC Policy:WC100-2036745

Policy Effective Date:07/01/2023

NOTICE TO EMPLOYEES IN CASE OF WORK-RELATED INJURIES

1. If you suffer a work-related injury, your employer or its insurance company must pay for reasonable surgical and medical services and supplies, orthopedic appliances and prosthesis, including training in their use.
2. In order to insure that your medical treatment will be paid for by your employer or the insurance company, you must select from one of the following health care providers.
3. You must continue to visit one of the physicians listed below, if you need treatment, for ninety (90) days from the date of your first visit.
4. If one of the persons below refers you to another licensed specialist, your employer or their insurer will pay the bill for these services.
5. After this ninety- (90) day period, if you still need treatment and your employer has provided a list as set forth below, you may choose to go to another health care provider for treatment. You should notify your employer of this action within five days of your visit to said provider.
6. If a physician on the list prescribes invasive surgery, you may obtain a second opinion from any physician of your choice. If the second opinion is different than the listed physicians opinion, you may determine which course of treatment to follow; however, the second opinion must contain a specific and detailed treatment plan. If you choose the second opinion, the procedures in that opinion must be performed by one of the physicians on the list for the first ninety- (90) days. Therefore, in this situation, the employee may be required to treat with an employer-designated provider for up to 180 days.
7. If you are faced with a medical emergency, you may secure assistance from a hospital, physician, or health care provider of your choice for your work-related injury. However, when the emergency is resolved, you must seek treatment from a provider listed below.

Please contact your Claims Adjuster for any specialty need not listed on this panel.

<u>Name</u>	<u>Address</u>	<u>Scheduling</u>	<u>Area of Specialty</u>
Washington Health System Occupational Medicine - Washington	95 Leonard Ave, Bldg 1, Ste 401 Washington, PA 15301	724-223-3528	Occupational Medicine
St Clair Occupational Medicine (use Urgent Care after hours)	2000 Oxford Dr, Ste 100 Urgent Care: (412) 942-8800 Bethel Park, PA 15102	412-942-7115	Occupational Medicine
MedExpress Urgent Care - Washington (All Locations - MedExpress.com)	460 Washington Rd, Ste 7 Washington, PA 15301	724-225-3627	Urgent Care
Angott Surgical Associates	88 Wellness Way, Bldg 3 Washington, PA 15301	724-222-9500	General Surgery
*Tri-State Neurosurgical Associates - UPMC - Coraopolis	1600 Coraopolis Heights Rd, Ste G UPMC West Coraopolis, PA 15108	888-234-4357	Neurosurgery
*Orthopaedic Specialists - UPMC - Washington/100 Trich Dr	100 Trich Dr Washington, PA 15301	877-471-0935	Orthopedics
Washington Health System Orthopedics & Sports Medicine	95 Leonard Ave, Bldg 1, Ste 202 Washington, PA 15301	724-206-0610	Orthopedics
Crossroads Eye Care Associates Ltd	4160 Washington Rd McMurray, PA 15317	724-941-1466	Ophthalmology
One Call Physical Therapy	Call Toll-Free for Closest Location	1-844-284-2525	Physical Therapy
One Call Chiropractic	Call Toll-Free for Closest Location	1-844-284-2525	Chiropractic
One Call Imaging Services	Call Toll-Free for Closest Location	1-844-284-2525	Diagnostic Imaging
One Call Durable Medical Equipment	Call Toll-Free for Supplier	1-844-284-2525	DME
myMatrixx (an Express Scripts company)	Call Toll-Free for Closest Location BIN# 003858, Group# KYHA	1-800-945-5951	Pharmacy

*In accordance with Section 306(f.1)(1)(i) of the Worker's Compensation Act AND 34 Pa. Code Section 127.753 Disclosure Requirements, this health care provider is employed, owned or controlled by UPMC.

Employee's Withholding Certificate

OMB No. 1545-0074

Complete Form W-4 so that your employer can withhold the correct federal income tax from your pay.**Give Form W-4 to your employer.****Your withholding is subject to review by the IRS.****2024****Step 1:**
Enter
Personal
Information

(a) First name and middle initial	Last name	(b) Social security number
Address		Does your name match the name on your social security card? If not, to ensure you get credit for your earnings, contact SSA at 800-772-1213 or go to www.ssa.gov .
City or town, state, and ZIP code		
(c) <input type="checkbox"/> Single or Married filing separately <input type="checkbox"/> Married filing jointly or Qualifying surviving spouse <input type="checkbox"/> Head of household (Check only if you're unmarried and pay more than half the costs of keeping up a home for yourself and a qualifying individual.)		

Complete Steps 2–4 ONLY if they apply to you; otherwise, skip to Step 5. See page 2 for more information on each step, who can claim exemption from withholding, and when to use the estimator at www.irs.gov/W4App.

Step 2:
Multiple Jobs
or Spouse
Works

Complete this step if you (1) hold more than one job at a time, or (2) are married filing jointly and your spouse also works. The correct amount of withholding depends on income earned from all of these jobs.

Do **only one** of the following.

- (a) Use the estimator at www.irs.gov/W4App for most accurate withholding for this step (and Steps 3–4). If you or your spouse have self-employment income, use this option; **or**
- (b) Use the Multiple Jobs Worksheet on page 3 and enter the result in Step 4(c) below; **or**
- (c) If there are only two jobs total, you may check this box. Do the same on Form W-4 for the other job. This option is generally more accurate than (b) if pay at the lower paying job is more than half of the pay at the higher paying job. Otherwise, (b) is more accurate ☐

Complete Steps 3–4(b) on Form W-4 for only ONE of these jobs. Leave those steps blank for the other jobs. (Your withholding will be most accurate if you complete Steps 3–4(b) on the Form W-4 for the highest paying job.)

Step 3: Claim Dependent and Other Credits	If your total income will be \$200,000 or less (\$400,000 or less if married filing jointly): Multiply the number of qualifying children under age 17 by \$2,000 \$ _____ Multiply the number of other dependents by \$500 \$ _____ Add the amounts above for qualifying children and other dependents. You may add to this the amount of any other credits. Enter the total here	3	\$			
	Step 4 (optional): Other Adjustments			(a) Other income (not from jobs). If you want tax withheld for other income you expect this year that won't have withholding, enter the amount of other income here. This may include interest, dividends, and retirement income	4(a)	\$
	(b) Deductions. If you expect to claim deductions other than the standard deduction and want to reduce your withholding, use the Deductions Worksheet on page 3 and enter the result here			4(b)	\$	
	(c) Extra withholding. Enter any additional tax you want withheld each pay period . .	4(c)	\$			

Step 5:
Sign
Here

Under penalties of perjury, I declare that this certificate, to the best of my knowledge and belief, is true, correct, and complete.

Employee's signature (This form is not valid unless you sign it.)**Date****Employers**
Only

Employer's name and address

First date of
employmentEmployer identification
number (EIN)

General Instructions

Section references are to the Internal Revenue Code.

Future Developments

For the latest information about developments related to Form W-4, such as legislation enacted after it was published, go to www.irs.gov/FormW4.

Purpose of Form

Complete Form W-4 so that your employer can withhold the correct federal income tax from your pay. If too little is withheld, you will generally owe tax when you file your tax return and may owe a penalty. If too much is withheld, you will generally be due a refund. Complete a new Form W-4 when changes to your personal or financial situation would change the entries on the form. For more information on withholding and when you must furnish a new Form W-4, see Pub. 505, Tax Withholding and Estimated Tax.

Exemption from withholding. You may claim exemption from withholding for 2024 if you meet both of the following conditions: you had no federal income tax liability in 2023 **and** you expect to have no federal income tax liability in 2024. You had no federal income tax liability in 2023 if (1) your total tax on line 24 on your 2023 Form 1040 or 1040-SR is zero (or less than the sum of lines 27, 28, and 29), or (2) you were not required to file a return because your income was below the filing threshold for your correct filing status. If you claim exemption, you will have no income tax withheld from your paycheck and may owe taxes and penalties when you file your 2024 tax return. To claim exemption from withholding, certify that you meet both of the conditions above by writing "Exempt" on Form W-4 in the space below Step 4(c). Then, complete Steps 1(a), 1(b), and 5. Do not complete any other steps. You will need to submit a new Form W-4 by February 15, 2025.

Your privacy. Steps 2(c) and 4(a) ask for information regarding income you received from sources other than the job associated with this Form W-4. If you have concerns with providing the information asked for in Step 2(c), you may choose Step 2(b) as an alternative; if you have concerns with providing the information asked for in Step 4(a), you may enter an additional amount you want withheld per pay period in Step 4(c) as an alternative.

When to use the estimator. Consider using the estimator at www.irs.gov/W4App if you:

1. Expect to work only part of the year;
2. Receive dividends, capital gains, social security, bonuses, or business income, or are subject to the Additional Medicare Tax or Net Investment Income Tax; or
3. Prefer the most accurate withholding for multiple job situations.

Self-employment. Generally, you will owe both income and self-employment taxes on any self-employment income you receive separate from the wages you receive as an employee. If you want to pay these taxes through withholding from your wages, use the estimator at www.irs.gov/W4App to figure the amount to have withheld.

Nonresident alien. If you're a nonresident alien, see Notice 1392, Supplemental Form W-4 Instructions for Nonresident Aliens, before completing this form.

Specific Instructions

Step 1(c). Check your anticipated filing status. This will determine the standard deduction and tax rates used to compute your withholding.

Step 2. Use this step if you (1) have more than one job at the same time, or (2) are married filing jointly and you and your spouse both work.

Option **(a)** most accurately calculates the additional tax you need to have withheld, while option **(b)** does so with a little less accuracy.

Instead, if you (and your spouse) have a total of only two jobs, you may check the box in option **(c)**. The box must also be checked on the Form W-4 for the other job. If the box is checked, the standard deduction and tax brackets will be cut in half for each job to calculate withholding. This option is accurate for jobs with similar pay; otherwise, more tax than necessary may be withheld, and this extra amount will be larger the greater the difference in pay is between the two jobs.



Multiple jobs. Complete Steps 3 through 4(b) on only one Form W-4. Withholding will be most accurate if you do this on the Form W-4 for the highest paying job.

Step 3. This step provides instructions for determining the amount of the child tax credit and the credit for other dependents that you may be able to claim when you file your tax return. To qualify for the child tax credit, the child must be under age 17 as of December 31, must be your dependent who generally lives with you for more than half the year, and must have the required social security number. You may be able to claim a credit for other dependents for whom a child tax credit can't be claimed, such as an older child or a qualifying relative. For additional eligibility requirements for these credits, see Pub. 501, Dependents, Standard Deduction, and Filing Information. You can also include **other tax credits** for which you are eligible in this step, such as the foreign tax credit and the education tax credits. To do so, add an estimate of the amount for the year to your credits for dependents and enter the total amount in Step 3. Including these credits will increase your paycheck and reduce the amount of any refund you may receive when you file your tax return.

Step 4 (optional).

Step 4(a). Enter in this step the total of your other estimated income for the year, if any. You shouldn't include income from any jobs or self-employment. If you complete Step 4(a), you likely won't have to make estimated tax payments for that income. If you prefer to pay estimated tax rather than having tax on other income withheld from your paycheck, see Form 1040-ES, Estimated Tax for Individuals.

Step 4(b). Enter in this step the amount from the Deductions Worksheet, line 5, if you expect to claim deductions other than the basic standard deduction on your 2024 tax return and want to reduce your withholding to account for these deductions. This includes both itemized deductions and other deductions such as for student loan interest and IRAs.

Step 4(c). Enter in this step any additional tax you want withheld from your pay **each pay period**, including any amounts from the Multiple Jobs Worksheet, line 4. Entering an amount here will reduce your paycheck and will either increase your refund or reduce any amount of tax that you owe.

Step 2(b)—Multiple Jobs Worksheet (Keep for your records.)

If you choose the option in Step 2(b) on Form W-4, complete this worksheet (which calculates the total extra tax for all jobs) on **only ONE** Form W-4. Withholding will be most accurate if you complete the worksheet and enter the result on the Form W-4 for the highest paying job. To be accurate, submit a new Form W-4 for all other jobs if you have not updated your withholding since 2019.

Note: If more than one job has annual wages of more than \$120,000 or there are more than three jobs, see Pub. 505 for additional tables; or, you can use the online withholding estimator at www.irs.gov/W4App.

- 1 Two jobs.** If you have two jobs or you're married filing jointly and you and your spouse each have one job, find the amount from the appropriate table on page 4. Using the "Higher Paying Job" row and the "Lower Paying Job" column, find the value at the intersection of the two household salaries and enter that value on line 1. Then, **skip** to line 3 **1** \$ _____
- 2 Three jobs.** If you and/or your spouse have three jobs at the same time, complete lines 2a, 2b, and 2c below. Otherwise, skip to line 3.
 - a** Find the amount from the appropriate table on page 4 using the annual wages from the highest paying job in the "Higher Paying Job" row and the annual wages for your next highest paying job in the "Lower Paying Job" column. Find the value at the intersection of the two household salaries and enter that value on line 2a **2a** \$ _____
 - b** Add the annual wages of the two highest paying jobs from line 2a together and use the total as the wages in the "Higher Paying Job" row and use the annual wages for your third job in the "Lower Paying Job" column to find the amount from the appropriate table on page 4 and enter this amount on line 2b **2b** \$ _____
 - c** Add the amounts from lines 2a and 2b and enter the result on line 2c **2c** \$ _____
- 3** Enter the number of pay periods per year for the highest paying job. For example, if that job pays weekly, enter 52; if it pays every other week, enter 26; if it pays monthly, enter 12, etc. **3** _____
- 4 Divide** the annual amount on line 1 or line 2c by the number of pay periods on line 3. Enter this amount here and in **Step 4(c)** of Form W-4 for the highest paying job (along with any other additional amount you want withheld) **4** \$ _____

Step 4(b)—Deductions Worksheet (Keep for your records.)

- 1** Enter an estimate of your 2024 itemized deductions (from Schedule A (Form 1040)). Such deductions may include qualifying home mortgage interest, charitable contributions, state and local taxes (up to \$10,000), and medical expenses in excess of 7.5% of your income **1** \$ _____
- 2** Enter:

{	• \$29,200 if you're married filing jointly or a qualifying surviving spouse • \$21,900 if you're head of household • \$14,600 if you're single or married filing separately	}	2	\$ _____
---	--	---	-----------	----------	----------
- 3** If line 1 is greater than line 2, subtract line 2 from line 1 and enter the result here. If line 2 is greater than line 1, enter "-0-" **3** \$ _____
- 4** Enter an estimate of your student loan interest, deductible IRA contributions, and certain other adjustments (from Part II of Schedule 1 (Form 1040)). See Pub. 505 for more information **4** \$ _____
- 5 Add** lines 3 and 4. Enter the result here and in **Step 4(b)** of Form W-4 **5** \$ _____

Privacy Act and Paperwork Reduction Act Notice. We ask for the information on this form to carry out the Internal Revenue laws of the United States. Internal Revenue Code sections 3402(f)(2) and 6109 and their regulations require you to provide this information; your employer uses it to determine your federal income tax withholding. Failure to provide a properly completed form will result in your being treated as a single person with no other entries on the form; providing fraudulent information may subject you to penalties. Routine uses of this information include giving it to the Department of Justice for civil and criminal litigation; to cities, states, the District of Columbia, and U.S. commonwealths and territories for use in administering their tax laws; and to the Department of Health and Human Services for use in the National Directory of New Hires. We may also disclose this information to other countries under a tax treaty, to federal and state agencies to enforce federal nontax criminal laws, or to federal law enforcement and intelligence agencies to combat terrorism.

You are not required to provide the information requested on a form that is subject to the Paperwork Reduction Act unless the form displays a valid OMB control number. Books or records relating to a form or its instructions must be retained as long as their contents may become material in the administration of any Internal Revenue law. Generally, tax returns and return information are confidential, as required by Code section 6103.

The average time and expenses required to complete and file this form will vary depending on individual circumstances. For estimated averages, see the instructions for your income tax return.

If you have suggestions for making this form simpler, we would be happy to hear from you. See the instructions for your income tax return.

Married Filing Jointly or Qualifying Surviving Spouse

Higher Paying Job Annual Taxable Wage & Salary	Lower Paying Job Annual Taxable Wage & Salary											
	\$0 - 9,999	\$10,000 - 19,999	\$20,000 - 29,999	\$30,000 - 39,999	\$40,000 - 49,999	\$50,000 - 59,999	\$60,000 - 69,999	\$70,000 - 79,999	\$80,000 - 89,999	\$90,000 - 99,999	\$100,000 - 109,999	\$110,000 - 120,000
\$0 - 9,999	\$0	\$0	\$780	\$850	\$940	\$1,020	\$1,020	\$1,020	\$1,020	\$1,020	\$1,020	\$1,370
\$10,000 - 19,999	0	780	1,780	1,940	2,140	2,220	2,220	2,220	2,220	2,220	2,570	3,570
\$20,000 - 29,999	780	1,780	2,870	3,140	3,340	3,420	3,420	3,420	3,420	3,770	4,770	5,770
\$30,000 - 39,999	850	1,940	3,140	3,410	3,610	3,690	3,690	3,690	4,040	5,040	6,040	7,040
\$40,000 - 49,999	940	2,140	3,340	3,610	3,810	3,890	3,890	4,240	5,240	6,240	7,240	8,240
\$50,000 - 59,999	1,020	2,220	3,420	3,690	3,890	3,970	4,320	5,320	6,320	7,320	8,320	9,320
\$60,000 - 69,999	1,020	2,220	3,420	3,690	3,890	4,320	5,320	6,320	7,320	8,320	9,320	10,320
\$70,000 - 79,999	1,020	2,220	3,420	3,690	4,240	5,320	6,320	7,320	8,320	9,320	10,320	11,320
\$80,000 - 99,999	1,020	2,220	3,620	4,890	6,090	7,170	8,170	9,170	10,170	11,170	12,170	13,170
\$100,000 - 149,999	1,870	4,070	6,270	7,540	8,740	9,820	10,820	11,820	12,830	14,030	15,230	16,430
\$150,000 - 239,999	1,960	4,360	6,760	8,230	9,630	10,910	12,110	13,310	14,510	15,710	16,910	18,110
\$240,000 - 259,999	2,040	4,440	6,840	8,310	9,710	10,990	12,190	13,390	14,590	15,790	16,990	18,190
\$260,000 - 279,999	2,040	4,440	6,840	8,310	9,710	10,990	12,190	13,390	14,590	15,790	16,990	18,190
\$280,000 - 299,999	2,040	4,440	6,840	8,310	9,710	10,990	12,190	13,390	14,590	15,790	16,990	18,380
\$300,000 - 319,999	2,040	4,440	6,840	8,310	9,710	10,990	12,190	13,390	14,590	15,980	17,980	19,980
\$320,000 - 364,999	2,040	4,440	6,840	8,310	9,710	11,280	13,280	15,280	17,280	19,280	21,280	23,280
\$365,000 - 524,999	2,720	6,010	9,510	12,080	14,580	16,950	19,250	21,550	23,850	26,150	28,450	30,750
\$525,000 and over	3,140	6,840	10,540	13,310	16,010	18,590	21,090	23,590	26,090	28,590	31,090	33,590

Single or Married Filing Separately

Higher Paying Job Annual Taxable Wage & Salary	Lower Paying Job Annual Taxable Wage & Salary											
	\$0 - 9,999	\$10,000 - 19,999	\$20,000 - 29,999	\$30,000 - 39,999	\$40,000 - 49,999	\$50,000 - 59,999	\$60,000 - 69,999	\$70,000 - 79,999	\$80,000 - 89,999	\$90,000 - 99,999	\$100,000 - 109,999	\$110,000 - 120,000
\$0 - 9,999	\$240	\$870	\$1,020	\$1,020	\$1,020	\$1,540	\$1,870	\$1,870	\$1,870	\$1,870	\$1,910	\$2,040
\$10,000 - 19,999	870	1,680	1,830	1,830	2,350	3,350	3,680	3,680	3,680	3,720	3,920	4,050
\$20,000 - 29,999	1,020	1,830	1,980	2,510	3,510	4,510	4,830	4,830	4,870	5,070	5,270	5,400
\$30,000 - 39,999	1,020	1,830	2,510	3,510	4,510	5,510	5,830	5,870	6,070	6,270	6,470	6,600
\$40,000 - 59,999	1,390	3,200	4,360	5,360	6,360	7,370	7,890	8,090	8,290	8,490	8,690	8,820
\$60,000 - 79,999	1,870	3,680	4,830	5,840	7,040	8,240	8,770	8,970	9,170	9,370	9,570	9,700
\$80,000 - 99,999	1,870	3,690	5,040	6,240	7,440	8,640	9,170	9,370	9,570	9,770	9,970	10,810
\$100,000 - 124,999	2,040	4,050	5,400	6,600	7,800	9,000	9,530	9,730	10,180	11,180	12,180	13,120
\$125,000 - 149,999	2,040	4,050	5,400	6,600	7,800	9,000	10,180	11,180	12,180	13,180	14,180	15,310
\$150,000 - 174,999	2,040	4,050	5,400	6,860	8,860	10,860	12,180	13,180	14,230	15,530	16,830	18,060
\$175,000 - 199,999	2,040	4,710	6,860	8,860	10,860	12,860	14,380	15,680	16,980	18,280	19,580	20,810
\$200,000 - 249,999	2,720	5,610	8,060	10,360	12,660	14,960	16,590	17,890	19,190	20,490	21,790	23,020
\$250,000 - 399,999	2,970	6,080	8,540	10,840	13,140	15,440	17,060	18,360	19,660	20,960	22,260	23,500
\$400,000 - 449,999	2,970	6,080	8,540	10,840	13,140	15,440	17,060	18,360	19,660	20,960	22,260	23,500
\$450,000 and over	3,140	6,450	9,110	11,610	14,110	16,610	18,430	19,930	21,430	22,930	24,430	25,870

Head of Household

Higher Paying Job Annual Taxable Wage & Salary	Lower Paying Job Annual Taxable Wage & Salary											
	\$0 - 9,999	\$10,000 - 19,999	\$20,000 - 29,999	\$30,000 - 39,999	\$40,000 - 49,999	\$50,000 - 59,999	\$60,000 - 69,999	\$70,000 - 79,999	\$80,000 - 89,999	\$90,000 - 99,999	\$100,000 - 109,999	\$110,000 - 120,000
\$0 - 9,999	\$0	\$510	\$850	\$1,020	\$1,020	\$1,020	\$1,020	\$1,220	\$1,870	\$1,870	\$1,870	\$1,960
\$10,000 - 19,999	510	1,510	2,020	2,220	2,220	2,220	2,420	3,420	4,070	4,070	4,160	4,360
\$20,000 - 29,999	850	2,020	2,560	2,760	2,760	2,960	3,960	4,960	5,610	5,700	5,900	6,100
\$30,000 - 39,999	1,020	2,220	2,760	2,960	3,160	4,160	5,160	6,160	6,900	7,100	7,300	7,500
\$40,000 - 59,999	1,020	2,220	2,810	4,010	5,010	6,010	7,070	8,270	9,120	9,320	9,520	9,720
\$60,000 - 79,999	1,070	3,270	4,810	6,010	7,070	8,270	9,470	10,670	11,520	11,720	11,920	12,120
\$80,000 - 99,999	1,870	4,070	5,670	7,070	8,270	9,470	10,670	11,870	12,720	12,920	13,120	13,450
\$100,000 - 124,999	2,020	4,420	6,160	7,560	8,760	9,960	11,160	12,360	13,210	13,880	14,880	15,880
\$125,000 - 149,999	2,040	4,440	6,180	7,580	8,780	9,980	11,250	13,250	14,900	15,900	16,900	17,900
\$150,000 - 174,999	2,040	4,440	6,180	7,580	9,250	11,250	13,250	15,250	16,900	18,030	19,330	20,630
\$175,000 - 199,999	2,040	4,510	7,050	9,250	11,250	13,250	15,250	17,530	19,480	20,780	22,080	23,380
\$200,000 - 249,999	2,720	5,920	8,620	11,120	13,420	15,720	18,020	20,320	22,270	23,570	24,870	26,170
\$250,000 - 449,999	2,970	6,470	9,310	11,810	14,110	16,410	18,710	21,010	22,960	24,260	25,560	26,860
\$450,000 and over	3,140	6,840	9,880	12,580	15,080	17,580	20,080	22,580	24,730	26,230	27,730	29,230